

# Bismuth Acetate as a Catalyst for the Sequential Protodeboronation of Di- and Triborylated Indoles

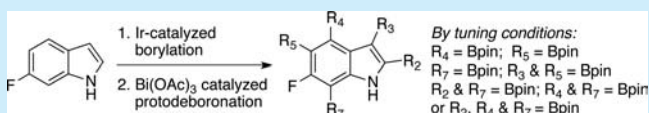
Fangyi Shen,<sup>†</sup> Sriram Tyagarajan,<sup>‡</sup> Damith Perera,<sup>†</sup> Shane W. Krska,<sup>‡</sup> Peter E. Maligres,<sup>\*,†</sup> Milton R. Smith, III,<sup>\*,†</sup> and Robert E. Maleczka, Jr.<sup>\*,†</sup>

<sup>†</sup>Department of Chemistry, Michigan State University, 578 South Shaw Lane, East Lansing, Michigan 48824, United States

<sup>‡</sup>Department of Process Chemistry, Merck Research Laboratories, Rahway, New Jersey 07065, United States

## S Supporting Information

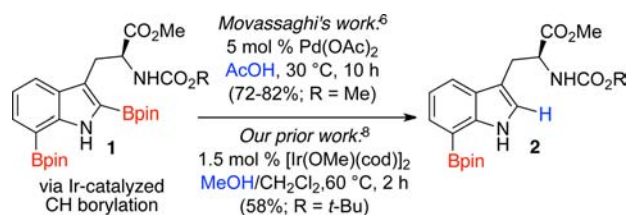
**ABSTRACT:** Bismuth(III) acetate is a safe, inexpensive, and selective facilitator of sequential protodeboronations, which when used in conjunction with Ir-catalyzed borylations allows access to a diversity of borylated indoles. The versatility of combining Ir-catalyzed borylations with Bi(III)-catalyzed protodeboronation is demonstrated by selectively converting 6-fluoroindole into products with Bpin groups at the 4-, 5-, 7-, 2,7-, 4,7-, 3,5-, and 2,4,7-positions and the late-stage functionalization of sumatriptan.



Arylboronates are versatile synthetic building blocks.<sup>1,2</sup> Iridium catalyzed C–H activation/borylation reactions are a powerful way of making such compounds as they can obviate the need for prior functionalization (e.g., halogenation), pyrophoric reagents, cryogenic conditions, etc.<sup>3</sup> While the regioselectivity of aromatic C–H borylations is mainly driven by steric effects, C–H acidity is a secondary driver.<sup>4</sup> For example, Ir-catalyzed borylation of unprotected indoles first installs a Bpin group at C2 and then upon further reaction at C7.<sup>5</sup>

Recently, Movassaghi and co-workers<sup>6</sup> showed that the 2,7-diborylation of tryptophans, tryptamines, and 3-alkylindoles could be followed by in situ palladium-catalyzed C2-protodeboronation to selectively afford the C7 products (Scheme 1). While this tactic may not seem atom economical,

## Scheme 1. Prior Art

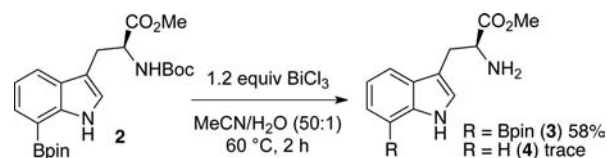


from a strategic perspective such a borylation/protodeboronation sequence enables a streamlined approach to 7-borylated indoles that are otherwise difficult to access without additional steps and/or prefunctionalization.<sup>7</sup> We too had observed selective deborylations of a number of diborylated heterocycles, including several 2,7-diborylated indoles (Scheme 1).<sup>8</sup> Our protodeboronations were Ir-catalyzed and for some systems could be exposing a crude Ir-catalyzed borylation mixture to protic material. Perhaps most usefully, we noted that for diborylated indoles, azaindoles, thiophenes, and benzthio-

phenes the first Bpin group to be installed during the Ir-catalyzed borylation was also the first Bpin to be removed in the Ir-catalyzed protodeboronation.

During a total synthesis project, we prepared 7-borylated **2** as shown in Scheme 1. The next step in the synthesis called for BiCl<sub>3</sub>-promoted removal of the Boc group<sup>9</sup> (Scheme 2). Close

## Scheme 2. Discovery of Biscatalyzed Protodeboronations



examination of this deprotection revealed that **3** formed along with trace amounts of byproduct **4** where the C7-BPin was missing. This small amount of deborylated byproduct led us to consider whether bismuth salts could facilitate selective protodeboronation in a way similar to the previously described Ir- and Pd-catalyzed protodeboronations. Such a method would be quite attractive because bismuth salts are earth abundant, harmless, and orders of magnitude less expensive than the corresponding precious metal salts.<sup>10</sup>

After screening BiCl<sub>3</sub>, Bi(OTf)<sub>3</sub> and numerous other metal salts and other additives,<sup>11</sup> Bi(OAc)<sub>3</sub> emerged as the catalyst of choice. Subjecting purified **1** to 20 mol % Bi(OAc)<sub>3</sub> in MeOH (127 equiv) and THF at 80 °C (sealed tube) for 7 h afforded 7-borylated **2** in 90% yield (Scheme 3).

Given this favorable result, a series of indoles were subjected to multiple borylations (Table 1). Several of these Ir-catalyzed borylations are worthy of comment. Following C7 borylation, the next site for C–H borylation proved to be C4. In this way,

Received: February 3, 2016

Published: March 21, 2016

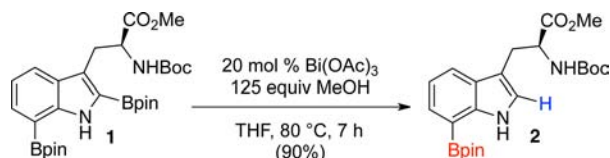
Scheme 3. Bi(OAc)<sub>3</sub> Catalyzed Protodeboronation of 1

Table 1. Ir-Catalyzed Borylation of Indoles

entry	starting indole	product	time (h)	yield (%) <sup>a</sup>
1 <sup>b</sup>			48	77
2 <sup>c</sup>			12	96
3 <sup>b</sup>			24	82
4 <sup>c</sup>			12	92
5 <sup>b</sup>			12	84
6 <sup>b</sup>			24	71
7 <sup>d,e</sup>			5	90
8 <sup>e</sup>			3	80

<sup>a</sup>Isolated yields. <sup>b</sup>Borylations ran with 2.0 equiv B<sub>2</sub>pin<sub>2</sub>, 2.8 mol % HBpin, 0.5 mol % [Ir(OMe)COD]<sub>2</sub>, 1 mol % d'bpy, at 80 °C. <sup>c</sup>Borylations ran as described above, but with 1.0 equiv B<sub>2</sub>pin<sub>2</sub>. <sup>d</sup>Substrate stirred in neat HBpin (4 equiv) at rt for 1 h before being subjected to the borylation conditions. <sup>e</sup>Borylation ran with 2.0 equiv B<sub>2</sub>pin<sub>2</sub>, 3 mol % [Ir(OMe)COD]<sub>2</sub>, 6 mol % d'bpy, at 80 °C.

2,4,7-triborylated indoles 7 and 10 (entries 2 and 4)<sup>12,13</sup> and 4,7-diborylated 12 and 14 (entries 5 and 6) were generated. We previously showed that placing a Boc<sup>14</sup> or Bpin<sup>15</sup> on the indole nitrogen directs borylation to the C3-position. Herein we report for the first time that, provided the C6 position is blocked, borylation of in situ N-borylated (entry 7) or N-Boc protected (entry 8) indoles occurs at the C3 and then the C5-positions, affording 15 and 17 respectively.<sup>16–18</sup>

With the borylated indoles in hand, we explored their Bi(OAc)<sub>3</sub> mediated protodeboronations (Table 2). Examining first 2,7-diborylated indole (6), we found that heating this

Table 2. Bi(OAc)<sub>3</sub> Catalyzed Protodeboronations

entry	starting indole	product	conditions and yield <sup>a</sup>
1			20 mol % Bi(OAc) <sub>3</sub> , 125 equiv MeOH, THF, 80 °C, 17 h, 82%
2			20 mol % Bi(OAc) <sub>3</sub> , 40 equiv CD <sub>3</sub> OD, THF, 80 °C, 2.5 h, 83%
3			20 mol % Bi(OAc) <sub>3</sub> , 125 equiv MeOH, THF, 80 °C, 17 h, 75%
4			20 mol % Bi(OAc) <sub>3</sub> , 250 equiv MeOH, THF, 80 °C, 15 h, 80%
5			20 mol % Bi(OAc) <sub>3</sub> , 60 equiv MeOH, THF, 80 °C, 5 h, 67%
6			40 mol % Bi(OAc) <sub>3</sub> , 375 equiv MeOH, THF, 80 °C, 16 h, (54:9:41 22:11:12) <sup>b</sup> Ref 8 Ir-catalysis (33:67 22:11) <sup>b</sup> Modified <sup>d</sup> Ir-catalysis <sup>c</sup> 54% 22, 13% 11
7			40 mol % Bi(OAc) <sub>3</sub> , 500 equiv MeOH, THF, 80 °C, 16 h, (52:5:43 23:13:14) <sup>b</sup> Ref 8 Ir-catalysis <sup>c</sup> 74% (91:9 23:14) <sup>b</sup>
8			20 mol % Bi(OAc) <sub>3</sub> , 50 equiv MeOH, THF, 80 °C, 3 h, 88% Ref 8 Ir-catalysis <sup>c</sup> 66% (87:13 24:8) <sup>b</sup>
9			40 mol % Bi(OAc) <sub>3</sub> , 500 equiv MeOH, THF, 80 °C, 16 h, (no reaction) <sup>b</sup> Ref 8 Ir-catalysis <sup>c</sup> 47% (60:40 25:16) <sup>b</sup>

<sup>a</sup>Isolated yields. <sup>b</sup>Ratio determined by <sup>1</sup>H NMR of the crude reaction mixture. <sup>c</sup>See Supporting Information for details. <sup>d</sup>3 mol % [Ir(OMe)COD]<sub>2</sub>, 40 equiv MeOH, THF at rt.

compound with 20 mol % Bi(OAc)<sub>3</sub> and 125 equiv of ACS grade MeOH in THF afforded the 7-borylated indole (17) in 82% yield after 17 h (entry 1). Curiously, when we looked to deuterate 6, the reaction was complete (83% isolated yield, 87% deuterium incorporation<sup>19,20</sup>) after stirring with 60 equiv of 99.8% CD<sub>3</sub>OD for 12 h at room temperature (entry 2). A closer look into these differences revealed that, as we had observed with some of the Ir-catalyzed deboronations,<sup>8</sup> the grade of MeOH could significantly impact the reaction rate. For example, protodeboronation of 6 was complete in less than 3 h when anhydrous MeOH that came in sealed bottles was

employed. Notably, reactions with either grade of methanol were reproducible. To highlight the method's relative robustness and economy, we chose to continue our study with the lower grade methanol.<sup>21</sup>

Within these parameters, 2,4,7-triborylated indole (**7**) was monoprodeboronated to afford 4,7-diborylated indole (**19**) in 75% yield under similar conditions (entry 3). Attempts at the selective C2/C7 diprotodeboronation of **7** were disappointing. While 4-borylated indole (**20**) was formed as the major product, NMR analysis of the crude reaction mixture revealed a 50/45/5 mixture of **20**/**19**/indole.<sup>22</sup> In contrast, 2,4,7-triborylated-6-fluoroindole (**10**) underwent clean diprotodeboronation to afford **20** in 80% yield (entry 4) when the amount of MeOH was increased. A qualitative feature of deborylating **10** is that upon completion the reaction mixture takes on a slight pink color. Monoprodeboronation of **10** (entry 5) provided further indication that these reactions are in part substrate dependent, as relative to **7**, trisborylated **10** required less time and equivalents of methanol to achieve the selective deborylation of the Bpin at C2 in similar yields.

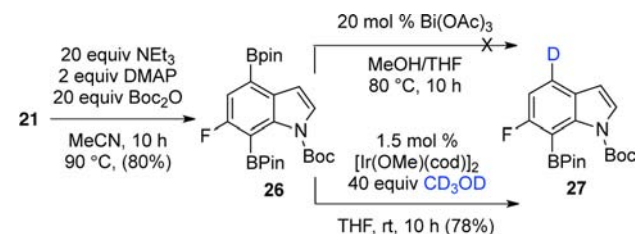
The protodeboronation of 4,7-diborylated-2-carboethoxyindole **12** (entry 6) was instructive for comparing the synthetic efficiency of Bi vs Ir-catalyzed deboronations. After 24 h at 80 °C, indole **12** and 40 mol % Bi(OAc)<sub>3</sub> in MeOH/THF gave monoprodeboronated **22** as the major product along with fully protodeboronated **11** and unreacted **12** in a 54/9/41 ratio per NMR analysis of the crude reaction product. Our recently published Ir-mediated conditions of 2 h at 1.5 mol % [Ir(OMe)COD]<sub>2</sub> in 2:1 MeOH/CH<sub>2</sub>Cl<sub>2</sub> at 60 °C<sup>8</sup> performed worse, giving the fully protodeboronated **11** and **22** in a ratio of 67:33. However, Ir catalysis in MeOH/THF (~1:6) at rt reacted best, affording **22** in 54% isolated yield along with 13% **11**. 4,7-Diborylated-2-methyindole **14** under the Bi(OAc)<sub>3</sub> conditions also afforded a 52/5/43 mixture of monoprodeboronated **23** to **13** to **14**, respectively. Indole **14** was another substrate where Ir-mediated protodeboronation proved superior, giving a 91/9 mixture of **23** and starting material **14** with **23** being isolated in 74% yield (entry 7).

The 3,5-diborylated indoles (**15** and **17**) were informative substrates in their own right. **15** was exclusively monoprodeboronated at C3 by 20 mol % Bi(OAc)<sub>3</sub> in MeOH/THF after 3 h at 80 °C, affording **24** in 88% yield (entry 8). Deboration of **15** under our published Ir-catalyzed protodeboronation conditions proved less selective. With Ir, the crude reaction product contained 13% of fully deboronated 6-fluoroindole (**8**) and **24** was isolated in 66% yield. Attempts to optimize Ir-catalyzed deboration of **15** never met with the selectivity observed with Bi(OAc)<sub>3</sub> unless the reaction was stopped prior to complete consumption of starting material.<sup>22</sup>

In contrast to **15**, Boc-protected **17** failed to undergo any deboration by the action of Bi(OAc)<sub>3</sub> (entry 9). Indole **17** was susceptible to Ir-catalyzed deboration, but again those conditions proved too harsh, giving the N-Boc protected 6-fluoroindole as the major product (21/79 **25**/**16** in the crude reaction mixture). The ratio of **25**/**16** improved to 60/40 (47% isolated yield of **25**) when the protodeboronation was run with 3 mol % Ir in MeOH/THF at room temperature for 10 h.

The reactivity difference between unprotected and N-Boc-indoles was probed further. 4,7-Diborylated-6-fluoroindole **21** was converted to its Boc derivative (**26**) and then subjected to both the Bi and Ir deboration conditions (Scheme 4). Again, there was no reaction by Bi(OAc)<sub>3</sub>. However, under the Ir-catalyzed protodeboronation conditions, using CD<sub>3</sub>OD as the

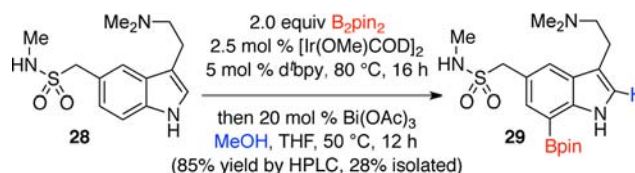
Scheme 4. Changing the Sequence of Protodeboronation



protic material, afforded the C4 deuterated product **27** in 78% yield. This result demonstrates that the general order of the first boron "on" being the first boron "off" in Ir-catalyzed deboronations can be altered subsequent to borylation by introducing nearby functionality that is sterically demanding.

To demonstrate this chemistry in late-stage functionalization, we applied the one-pot diborylation/deboration sequence to 5-HT receptor agonist sumatriptan (**28**) (Scheme 5). Thus,

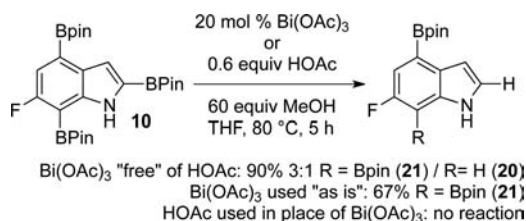
Scheme 5. Functionalization of Sumatriptan



indole **28** was thus converted to the 2,7-diborylated product. Selective Bi(OAc)<sub>3</sub> catalyzed deboration of the crude product was then achieved in 85% yield by quantitative HPLC. However, the highly polar nature of **29** coupled with the hydrolytic instability of the Bpin ester made purification a challenge and the isolated yield of **29** was only 28%.

Questions on the mechanism of these deboronations remain. Analysis of the crude reaction material showed a mixture of boronates but no evidence of MeOBpin. The above examples do point to an interaction with the indole nitrogen as being important to achieving selectivity and gaining reactivity. Given Movassaghi and co-workers' Pd-catalyzed C2 protodeboronation of indoles with HOAc as the proton source,<sup>6</sup> we questioned if HOAc, either residual in the Bi(OAc)<sub>3</sub> or in situ generated, was playing a part in our bismuth-catalyzed protodeboronations. Toward this end, we examined the reactivity of diborylated **10** with 0.6 equiv of HOAc, which would correspond to the theoretical amount of acetic acid available from 20 mol % of Bi(OAc)<sub>3</sub> (Scheme 6). Under these conditions no protodeboronation was observed. Increasing the amount of HOAc to 40 equiv had no affect as again only starting **10** was observed after 5 h at 80 °C. The next set of experiments was performed with Bi(OAc)<sub>3</sub> that had been washed with CCl<sub>4</sub> until the washings showed no HOAc by

Scheme 6. Exploring the Potential Role of HOAc





NMR. Somewhat surprisingly, HOAc free Bi(OAc)<sub>3</sub> exhibited enhanced reactivity, as washed Bi(OAc)<sub>3</sub> afforded a 3:1 mixture of **21** and **20** while the same reaction with unwashed Bi(OAc)<sub>3</sub> gave no **20**. While not quantified, it appears that adventitious HOAc lowers the relative reactivity of the unwashed Bi(OAc)<sub>3</sub>, perhaps by interfering with a putative Bi/indole nitrogen interaction.

In conclusion, bismuth(III) acetate is a safe, shelf stable, inexpensive, and operationally simple alternative to Ir and Pd for the catalytic protodeboronations of indoles. Where as the conditions for deboronations with Ir<sup>8</sup> and Pd<sup>6</sup> call for an inert atmosphere, Bi(III)-catalyzed deboronations can be run under air. Furthermore, while reaction times are dependent on the grade of methanol employed, solvents need not be distilled or degassed. In general, sequential deboronations with Bi(OAc)<sub>3</sub> occur in the same order in which the Bpin groups are installed via Ir-catalyzed borylation. Relative to related methods, Bi(OAc)<sub>3</sub> tends to offer greater selectivity in protodeboronations of di- and triborylated indoles. Thus, by tuning the C–H borylation and deboronation conditions, one can access a variety of boron substitution patterns from a single starting indole.

## ■ ASSOCIATED CONTENT

### Supporting Information

The Supporting Information is available free of charge on the ACS Publications website at DOI: 10.1021/acs.orglett.6b00356.

Experimental details and product characterization data (PDF)

## ■ AUTHOR INFORMATION

### Corresponding Authors

\*P.E.M.: tel, 732-594-7856; E-mail, [peter\\_maligres@merck.com](mailto:peter_maligres@merck.com).

\*M.R.S.: tel, 517-353-1071; E-mail, [smithmil@msu.edu](mailto:smithmil@msu.edu).

\*R.E.M.: tel, 517-353-0834; E-mail, [maleczka@chemistry.msu.edu](mailto:maleczka@chemistry.msu.edu).

### Author Contributions

The manuscript was written through contributions of all authors. All authors approved the final version of this manuscript.

### Notes

The authors declare the following competing financial interest(s): MRS and REM acknowledge financial interest in BoroPharm, Inc..

## ■ ACKNOWLEDGMENTS

We thank the NIH (GM63188), NSF (GOALI-1012883), Merck, and the ACS/GCI Pharmaceutical Roundtable for financial support, BoroPharm, Inc., for supplying B<sub>2</sub>pin<sub>2</sub>, and Judy Morris (Merck) for assistance with preparative separations of Sumatriptan derivatives. A Thomas J. Pinnavaia Fellowship supported F.S. LRMS data were obtained from MSU's Molecular Metabolism and Disease Collaborative Mass Spectrometry Core facility.

## ■ REFERENCES

- (1) Zhichkin, P. E.; Krasutsky, S. G.; Beer, C. M.; Rennells, W. M.; Lee, S. H.; Xiong, J. M. *Synthesis* **2011**, 2011, 1604–1608.
- (2) Reck, F.; Zhou, F.; Eyermann, C. J.; Kern, G.; Carcanague, D.; Ioannidis, G.; Illingworth, R.; Poon, G.; Gravestock, M. B. *J. Med. Chem.* **2007**, 50, 4868–4881.
- (3) (a) Mkhalid, I. A. I.; Barnard, J. H.; Marder, T. B.; Murphy, J. M.; Hartwig, J. F. *Chem. Rev.* **2010**, 110, 890–931. (b) Preshlock, S. M.; Ghaffari, B.; Maligres, P. E.; Krska, S. W.; Maleczka, R. E., Jr.; Smith, M. R., III *J. Am. Chem. Soc.* **2013**, 135, 7572–7582.
- (4) (a) Vanchura, B. A., II; Preshlock, S. M.; Roosen, P. C.; Kallepalli, V. A.; Staples, R. J.; Maleczka, R. E., Jr.; Singleton, D. A.; Smith, M. R., III *Chem. Commun.* **2010**, 46, 7724–7726. (b) Tajuddin, H.; Harrison, P.; Bitterlich, B.; Collings, J. C.; Sim, N.; Batsanov, A. S.; Cheung, M. S.; Kawamorita, S.; Maxwell, A. C.; Shukla, L.; Morris, J.; Lin, Z.; Marder, T. B.; Steel, P. G. *Chem. Sci.* **2012**, 3, 3505–3514.
- (5) For representative examples, see: (a) Takagi, J.; Sato, K.; Hartwig, J. F.; Ishiyama, T.; Miyaura, N. *Tetrahedron Lett.* **2002**, 43, 5649–5651. (b) Ishiyama, T.; Takagi, J.; Hartwig, J. F.; Miyaura, N. *Angew. Chem., Int. Ed.* **2002**, 41, 3056–3058. (c) Ishiyama, T.; Takagi, J.; Nobuta, Y.; Miyaura, N. *Org. Synth.* **2005**, 82, 126–133. (d) Paul, S.; Chotana, G. A.; Holmes, D.; Reichle, R. C.; Maleczka, R. E., Jr.; Smith, M. R., III *J. Am. Chem. Soc.* **2006**, 128, 15552–15553. (e) Meyer, F.-M.; Liras, S.; Guzman-Perez, A.; Perreault, C.; Bian, J.; James, K. *Org. Lett.* **2010**, 12, 3870–3873. (f) Homer, J. A.; Sperry, J. *Tetrahedron Lett.* **2014**, 55, 5798–5800.
- (6) Loach, R. P.; Fenton, O. S.; Amaike, K.; Siegel, D. S.; Ozkal, E.; Movassaghi, M. *J. Org. Chem.* **2014**, 79, 11254–11263.
- (7) For a recent selective synthesis of a monoborylated indazole by selective deborylation of a diborylated indazole using KOH, see: Sadler, S. A.; Hones, A. C.; Roberts, B.; Blakemore, D.; Marder, T. B.; Steel, P. G. *J. Org. Chem.* **2015**, 80, 5308–5314.
- (8) Kallepalli, V. A.; Gore, K. A.; Shi, F.; Sanchez, L.; Chotana, G. A.; Miller, S. L.; Maleczka, R. E., Jr.; Smith, M. R., III *J. Org. Chem.* **2015**, 80, 8341–8353.
- (9) Procedure adapted from Navath, R. S.; Pabbisetty, K. B.; Hu, L. *Tetrahedron Lett.* **2006**, 47, 389–393.
- (10) Mohan, R. *Nat. Chem.* **2010**, 2, 336.
- (11) Details of the screening studies will be presented elsewhere.
- (12) Indole and 6-fluorindole can be triborylated directly, but the overall yields and combined catalyst loads are better if **6** and **9** are isolated and then converted to **7** and **10**.<sup>22</sup>
- (13) For a report of other Ir-catalyzed trisborylations, see: Eastabrook, A. S.; Sperry, J. *Aust. J. Chem.* **2015**, 68, 1810–1814.
- (14) Kallepalli, V. A.; Shi, F.; Paul, S.; Onyeozili, E. N.; Maleczka, R. E., Jr.; Smith, M. R., III *J. Org. Chem.* **2009**, 74, 9199–9201.
- (15) Preshlock, S. M.; Plattner, D. L.; Maligres, P. E.; Krska, S. W.; Maleczka, R. E., Jr.; Smith, M. R., III *Angew. Chem., Int. Ed.* **2013**, 52, 12915–12919.
- (16) For the 3,5-diborylation of 7-azaindole, see ref 8.
- (17) Ir-catalyzed borylation of 3-borylated-*N*-Boc-indole afforded an ~1:1 mixture of 3,5- and 3,6-bisborylated-*N*-Boc-indole.
- (18) For a selective Ir-catalyzed C–H borylation of a fully protected tryptophan and *N*-TIPS protected indoles, see: Feng, Y.; Holte, D.; Zoller, J.; Umamiya, S.; Simke, L. R.; Baran, P. S. *J. Am. Chem. Soc.* **2015**, 137, 10160–10163.
- (19) 10% Deuterium incorporation was initially observed at C3. Washing with H<sub>2</sub>O reprototated this carbon.
- (20) The percent deuterium incorporation was determined by integration of the <sup>1</sup>H NMR spectrum.
- (21) We suspect the protodeboronations are slowed by materials leaching from the plastic bottle and/or common MeOH impurities such as formaldehyde, DMAc, and dimethyl acetals of simple alkanones and/or alkanals: Guella, G.; Ascenzi, D.; Franceschi, P.; Tosi, P. *Rapid Commun. Mass Spectrom.* **2007**, 21, 3337–3344.
- (22) See Supporting Information for details.